


Financial Accountability Report

USD #: D0336

USD Name: Holton

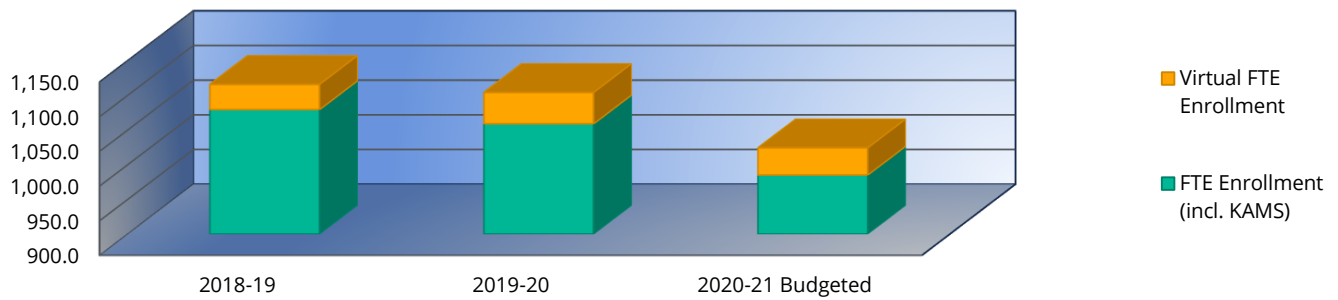
County Name: Jackson

School Year: 2021



Full Time Equivalency (FTE) Enrollment*

| | 2018-19 | 2019-20 | 2020-21 Budgeted |
|-----------------------------|----------------|----------------|------------------|
| FTE Enrollment (incl. KAMS) | 1,079.5 | 1,059.0 | 985.1 |
| Virtual FTE Enrollment | 36.3 | 45.2 | 39.2 |
| Total FTE Enrollment | 1,115.8 | 1,104.2 | 1,024.3 |

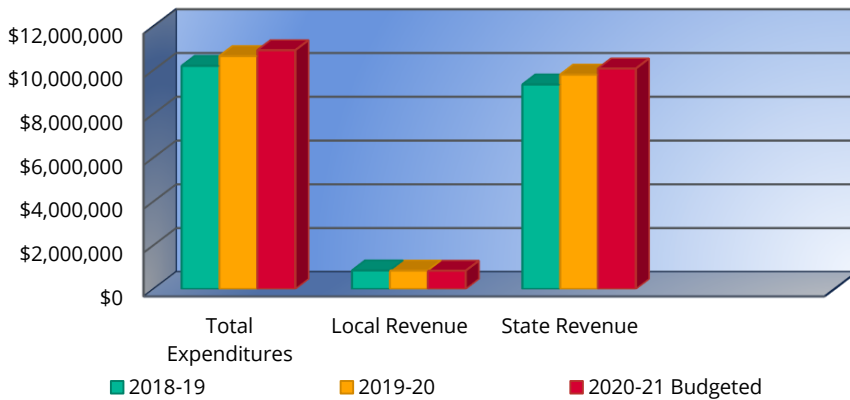


*Includes the 2/20 count.

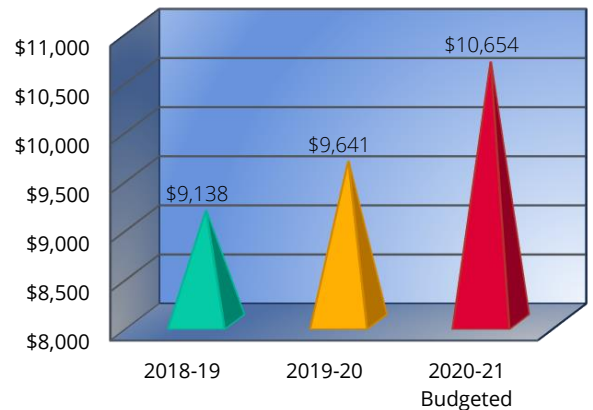
General & Supplemental General (06 & 08)

| | 2018-19 | 2019-20 | 2020-21 Budgeted |
|-------------------------------------|---------------------|---------------------|---------------------|
| *Total Expenditures | \$10,196,425 | \$10,645,782 | \$10,912,902 |
| Total Expenditures per Pupil | \$9,138 | \$9,641 | \$10,654 |
| Local Revenue | \$849,667 | \$846,673 | \$837,932 |
| State Revenue | \$9,346,758 | \$9,799,109 | \$10,074,970 |
| Federal Revenue | \$0 | \$0 | \$0 |

Total Expenditures



Total Expenditures per Pupil



*Total Expenditures may not equal the sum of state, federal and local revenue. Typically this is a result of low assessed valuation and/or the large amount of federal property and federal impact aid in some districts.

Note: The scale for each chart will vary based on individual district's data.


Financial Accountability Report

USD #: D0336

USD Name: Holton

County Name: Jackson

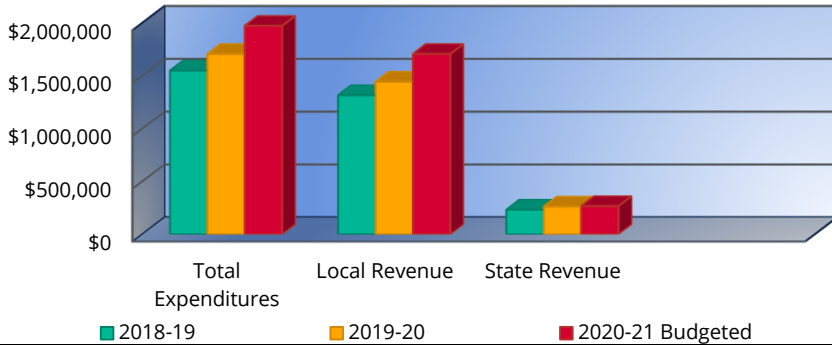
School Year: 2021



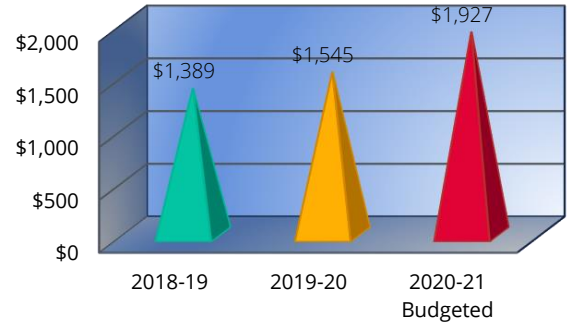
Capital Outlay (16)

| | 2018-19 | 2019-20 | 2020-21 Budgeted |
|-------------------------------------|--------------------|--------------------|--------------------|
| *Total Expenditures | \$1,549,939 | \$1,706,180 | \$1,973,871 |
| Total Expenditures per Pupil | \$1,389 | \$1,545 | \$1,927 |
| Local Revenue | \$1,316,942 | \$1,443,927 | \$1,707,529 |
| State Revenue | \$232,997 | \$262,253 | \$266,342 |
| Federal Revenue | \$0 | \$0 | \$0 |

Total Expenditures



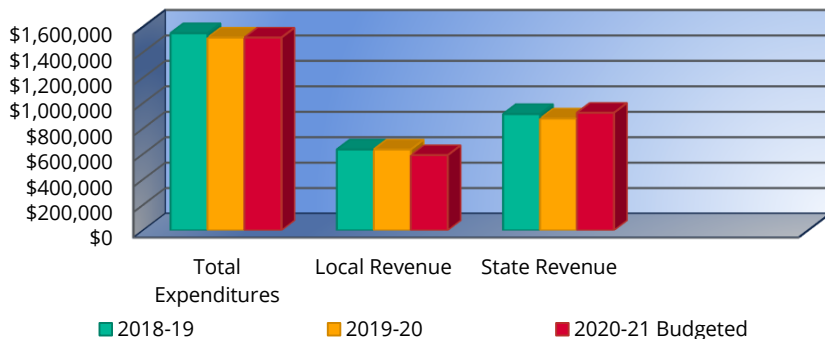
Total Expenditures per Pupil



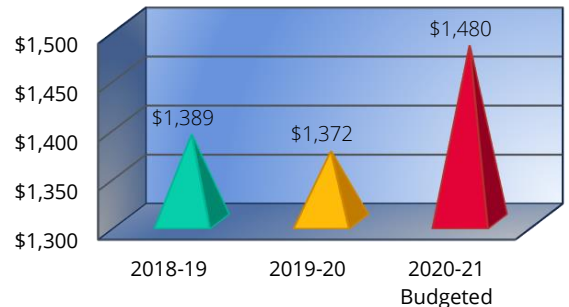
Bond & Interest (62 & 63)

| | 2018-19 | 2019-20 | 2020-21 Budgeted |
|-------------------------------------|--------------------|--------------------|--------------------|
| *Total Expenditures | \$1,549,900 | \$1,515,450 | \$1,515,775 |
| Total Expenditures per Pupil | \$1,389 | \$1,372 | \$1,480 |
| Local Revenue | \$635,459 | \$635,764 | \$591,152 |
| State Revenue | \$914,441 | \$879,686 | \$924,623 |
| Federal Revenue | \$0 | \$0 | \$0 |

Total Expenditures



Total Expenditures per Pupil



*Total Expenditures may not equal the sum of state, federal and local revenue. Typically this is a result of low assessed valuation and/or the large amount of federal property and federal impact aid in some districts.


Financial Accountability Report

USD #: D0336

USD Name: Holton

County Name: Jackson

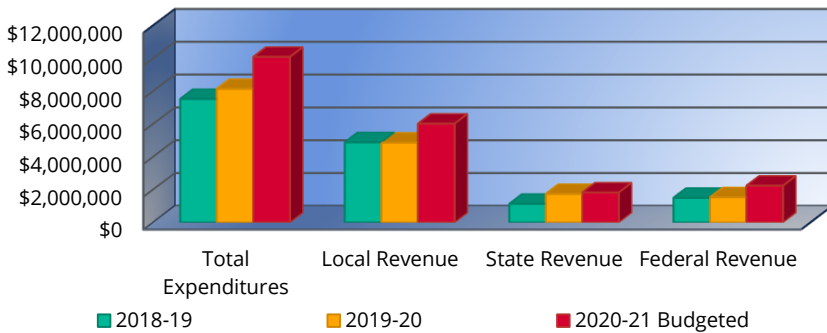
School Year: 2021



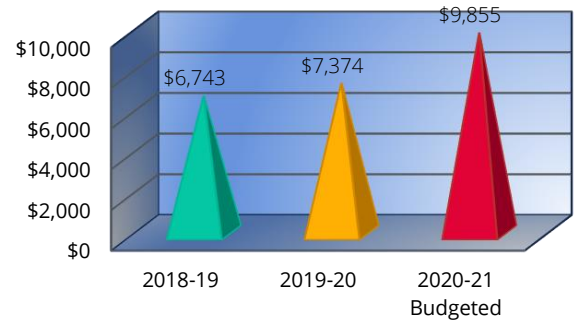
All Other Funds

| | 2018-19 | 2019-20 | 2020-21 Budgeted |
|-------------------------------------|--------------------|--------------------|---------------------|
| *Total Expenditures | \$7,523,715 | \$8,142,158 | \$10,094,741 |
| Total Expenditures per Pupil | \$6,743 | \$7,374 | \$9,855 |
| Local Revenue | \$4,884,872 | \$4,868,397 | \$6,024,509 |
| State Revenue | \$1,137,233 | \$1,739,572 | \$1,827,626 |
| Federal Revenue | \$1,501,610 | \$1,534,189 | \$2,242,606 |

Total Expenditures



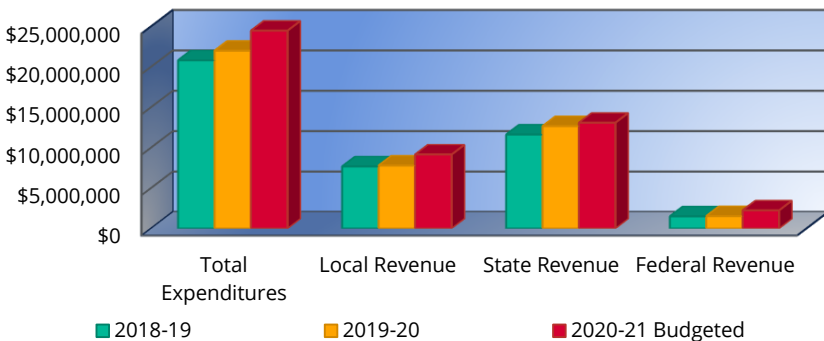
Total Expenditures per Pupil



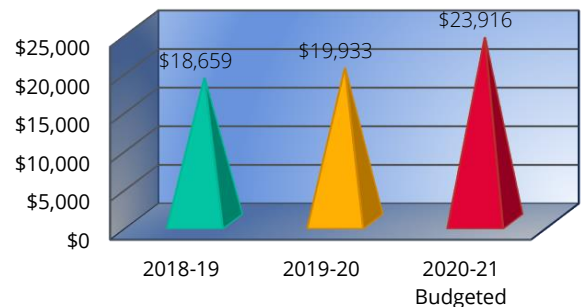
Total of All Funds

| | 2018-19 | 2019-20 | 2020-21 Budgeted |
|-------------------------------------|---------------------|---------------------|---------------------|
| *Total Expenditures | \$20,819,979 | \$22,009,570 | \$24,497,289 |
| Total Expenditures per Pupil | \$18,659 | \$19,933 | \$23,916 |
| Local Revenue | \$7,686,940 | \$7,794,761 | \$9,161,122 |
| State Revenue | \$11,631,429 | \$12,680,620 | \$13,093,561 |
| Federal Revenue | \$1,501,610 | \$1,534,189 | \$2,242,606 |

Total Expenditures



Total Expenditures per Pupil



*Total Expenditures may not equal the sum of state, federal and local revenue. Typically this is a result of low assessed valuation and/or the large amount of federal property and federal impact aid in some districts.


Financial Accountability Report

USD #: D0336

USD Name: Holton

County Name: Jackson

School Year: 2021



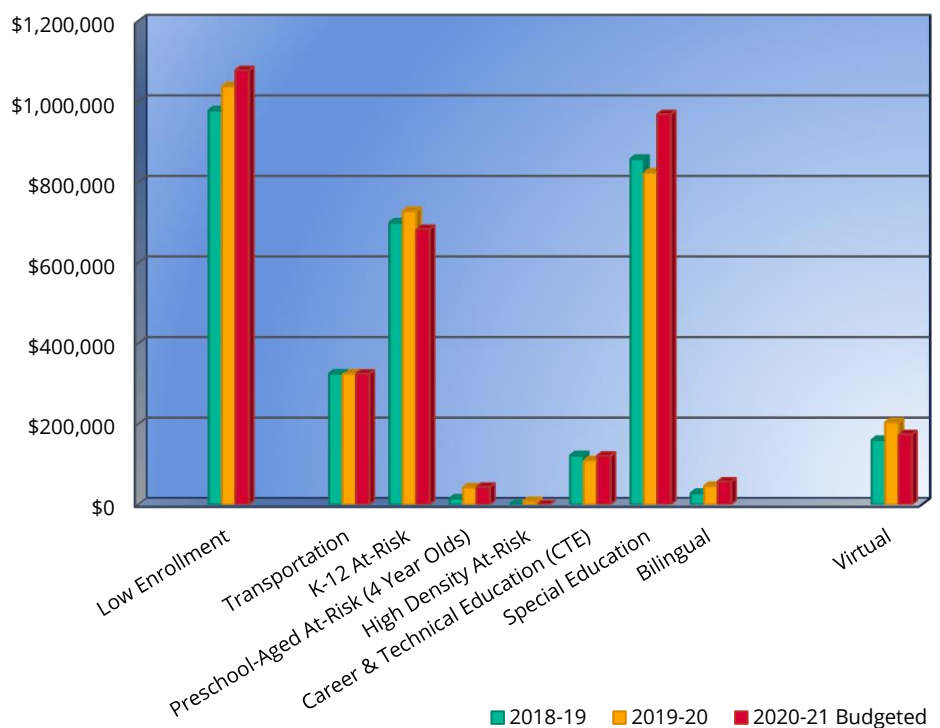
State Aid

| | 2018-19 | 2019-20 | 2020-21 Budgeted |
|--|-------------|-------------|------------------|
| Base State Aid | \$4,535,685 | \$4,830,804 | \$4,916,244 |
| High Enrollment State Aid | \$0 | \$0 | \$0 |
| Low Enrollment State Aid | \$977,942 | \$1,037,580 | \$1,077,827 |
| School Facilities State Aid | \$0 | \$0 | \$0 |
| Transportation State Aid | \$324,454 | \$324,272 | \$324,399 |
| K-12 At-Risk State Aid | \$699,304 | \$727,948 | \$683,522 |
| Preschool-Aged At-Risk (4 Year Olds) State Aid | \$14,578 | \$42,142 | \$43,406 |
| High Density At-Risk State Aid | \$417 | \$7,985 | \$0 |
| Career & Technical Education (CTE) State Aid | \$121,618 | \$109,569 | \$120,622 |
| Special Education State Aid | \$857,259 | \$823,711 | \$968,439 |
| Bilingual State Aid | \$28,322 | \$45,691 | \$56,656 |
| Ancillary State Aid | \$0 | \$0 | \$0 |
| Cost of Living State Aid | \$0 | \$0 | \$0 |
| Virtual State Aid | \$159,784 | \$203,329 | \$174,075 |

BASE State Aid



All Other State Aid



Note: The scale for each chart will vary based on individual district's data.


Financial Accountability Report

USD #: D0336

USD Name: Holton

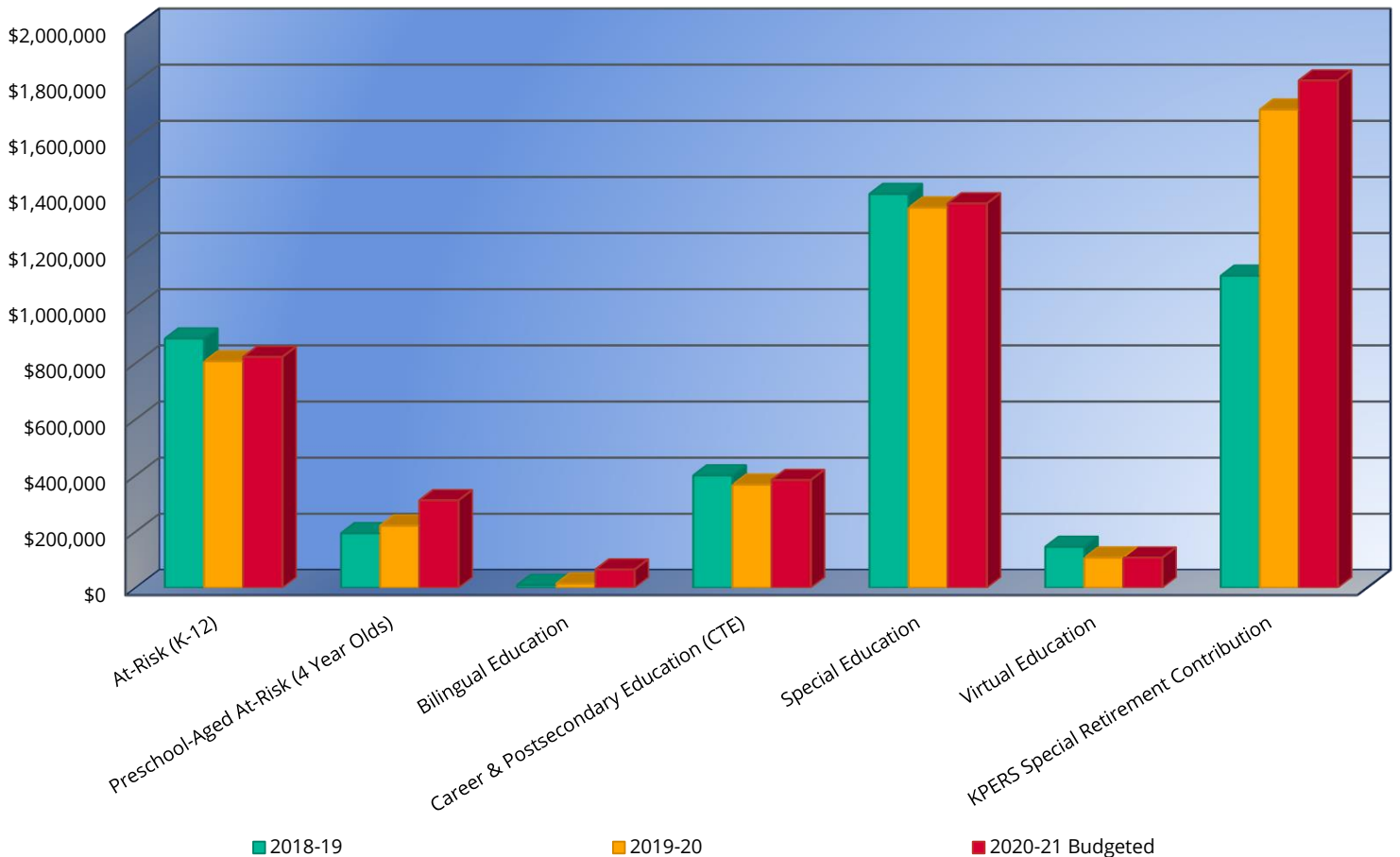
County Name: Jackson

School Year: 2021



Total Expenditures of Selected Funds

| | 2018-19 | 2019-20 | 2020-21 Budgeted |
|---|-------------|-------------|------------------|
| At-Risk (K-12) - 13 | \$887,597 | \$806,751 | \$822,169 |
| Preschool-Aged At-Risk (4 Year Olds) - 11 | \$194,088 | \$221,120 | \$311,330 |
| Bilingual Education - 14 | \$9,367 | \$14,424 | \$65,000 |
| Career & Postsecondary Education (CTE) - 34 | \$399,857 | \$367,330 | \$383,603 |
| Special Education - 30 | \$1,402,387 | \$1,354,329 | \$1,369,010 |
| Virtual Education - 15 | \$145,653 | \$107,442 | \$107,292 |
| KPERS Special Retirement Contribution - 51 | \$1,111,221 | \$1,703,283 | \$1,807,012 |



Note: The scale for each chart will vary based on individual district's data.


Financial Accountability Report

USD #: D0336

USD Name: Holton

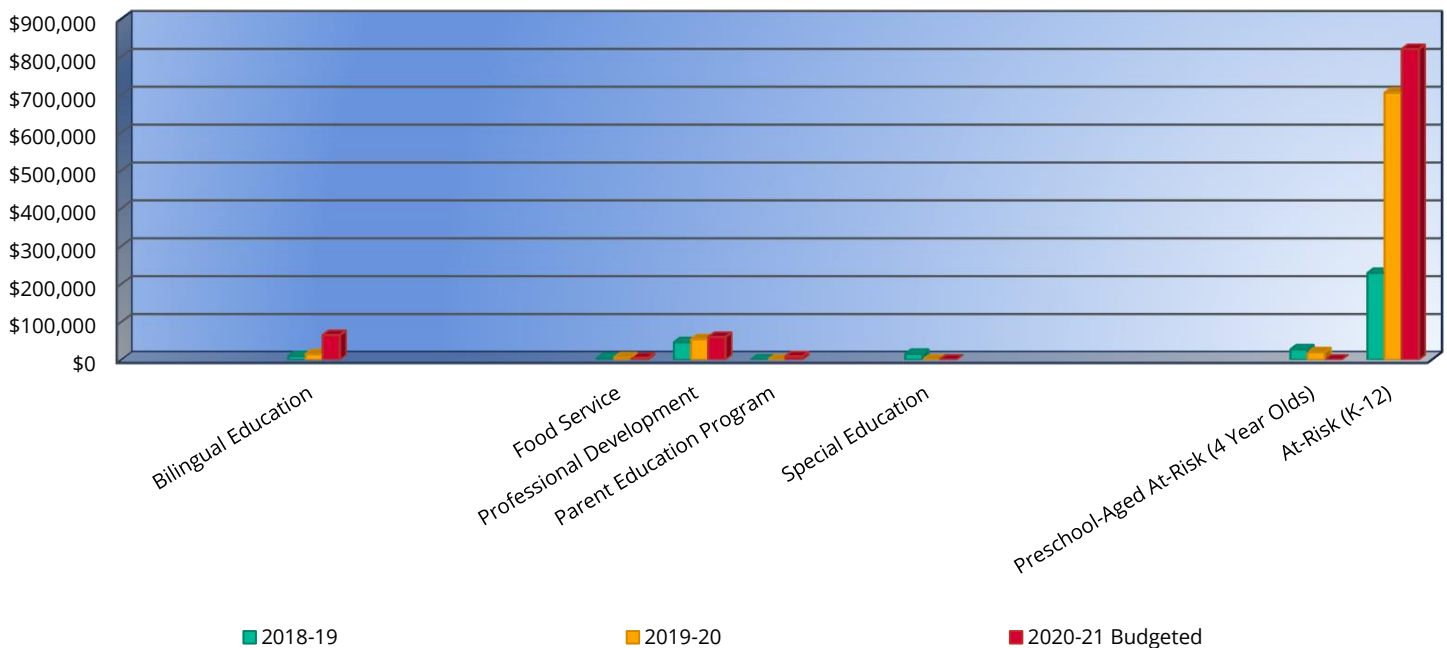
County Name: Jackson

School Year: 2021



Supplemental General (08) Transfers

| | 2018-19 | 2019-20 | 2020-21 Budgeted |
|---|-----------|-----------|------------------|
| Adult Education - 10 | \$0 | \$0 | \$0 |
| Adult Supplemental Education - 12 | \$0 | \$0 | \$0 |
| Bilingual Education - 14 | \$9,367 | \$14,424 | \$65,000 |
| Virtual Education - 15 | \$0 | \$0 | \$0 |
| Driver Training - 18 | \$0 | \$0 | \$0 |
| Extraordinary School Program - 22 | \$0 | \$0 | \$0 |
| Food Service - 24 | \$4,086 | \$5,861 | \$5,000 |
| Professional Development - 26 | \$45,924 | \$53,902 | \$59,882 |
| Parent Education Program - 28 | \$0 | \$0 | \$8,800 |
| Summer School - 29 | \$0 | \$0 | \$0 |
| Special Education - 30 | \$15,323 | \$0 | \$0 |
| Career & Postsecondary Education (CTE) - 34 | \$0 | \$0 | \$0 |
| Special Reserve Fund - 47 | \$0 | \$0 | \$0 |
| Special Liability Expense Fund - 42 | \$0 | \$0 | \$0 |
| Textbook & Student Material Revolving - 55 | \$0 | \$0 | \$0 |
| Preschool-Aged At-Risk (4 Year Olds) - 11 | \$27,161 | \$19,611 | \$0 |
| At-Risk (K-12) - 13 | \$229,019 | \$704,762 | \$820,000 |



Note: The scale for each chart will vary based on individual district's data.


Financial Accountability Report

USD #: D0336

USD Name: Holton

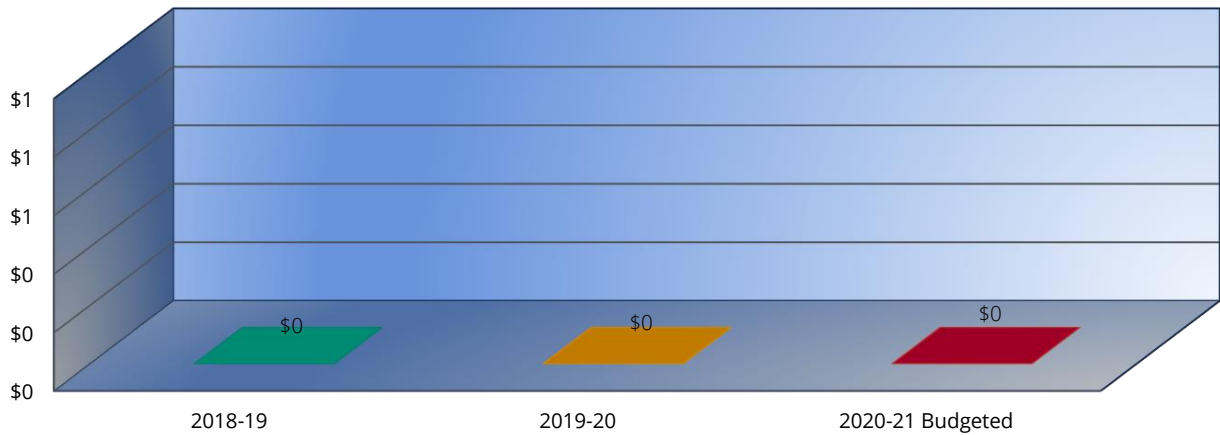
County Name: Jackson

School Year: 2021



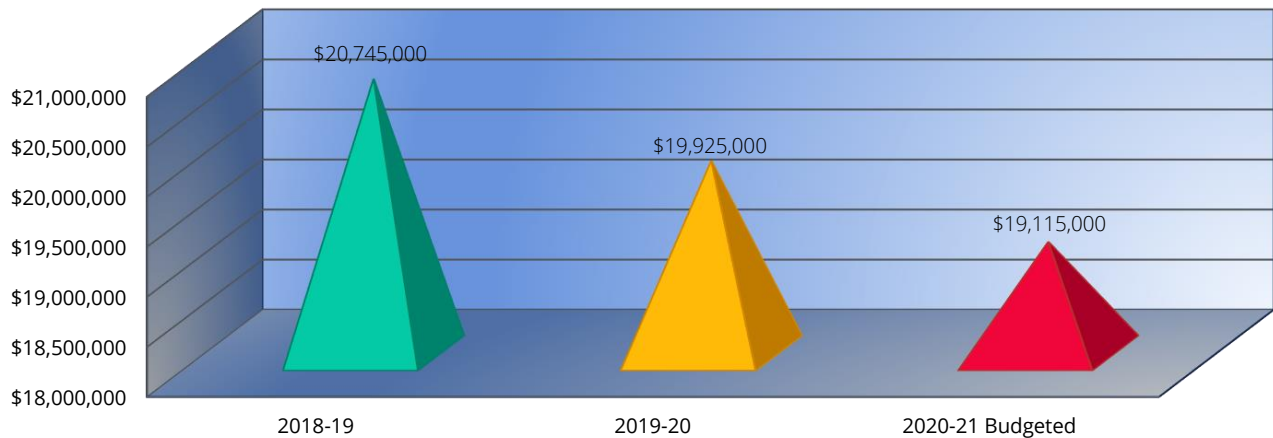
Article 6, Section 6 Constitutional Challenge

| | 2018-19 | 2019-20 | 2020-21 Budgeted |
|---|---------|---------|------------------|
| Total Expenditures | \$0 | \$0 | \$0 |
| Aggregate Expenditures from 7/1/2010 to 6/30/2020 | | \$0 | |



General Obligation Bonded Indebtedness

| | 2018-19 | 2019-20 | 2020-21 Budgeted |
|--------------------------------|--------------|--------------|------------------|
| Outstanding Principal (July 1) | \$20,745,000 | \$19,925,000 | \$19,115,000 |



Note: The scale for each chart will vary based on individual district's data.


Financial Accountability Report

USD #: D0336

USD Name: Holton

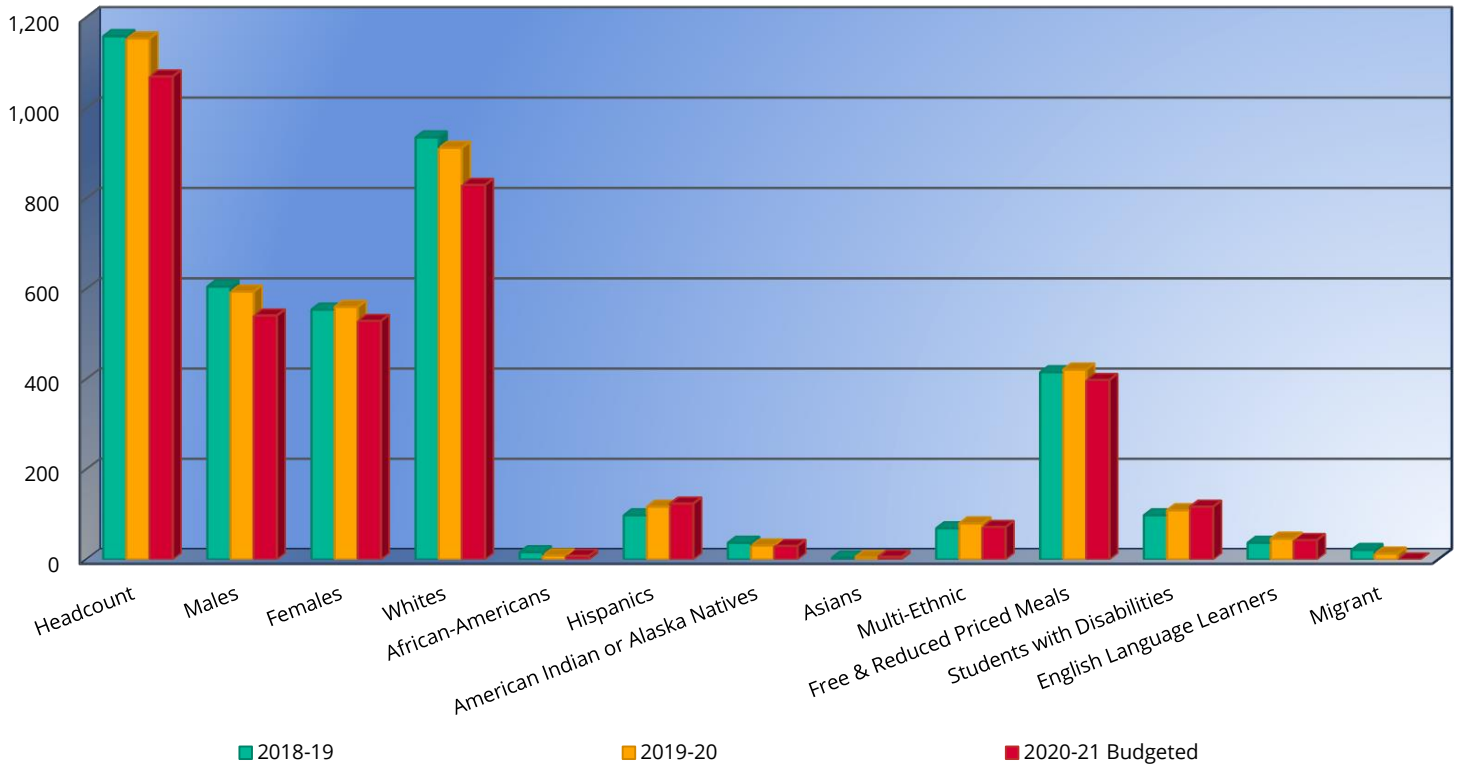
County Name: Jackson

School Year: 2021



Demographic Headcount¹

| | 2018-19 | 2019-20 | 2020-21 Budgeted |
|-----------------------------------|---------|---------|------------------|
| Headcount | 1,159 | 1,154 | 1,070 |
| Males | 605 | 594 | 541 |
| Females | 554 | 560 | 529 |
| Whites | 935 | 912 | 830 |
| African-Americans | 16 | 9 | 8 |
| Hispanics | 98 | 117 | 124 |
| American Indian or Alaska Natives | 37 | 31 | 30 |
| Asians | 4 | 5 | 6 |
| Multi-Ethnic | 69 | 80 | 72 |
| Free & Reduced Priced Meals | 415 | 421 | 398 |
| Students with Disabilities | 98 | 109 | 117 |
| English Language Learners | 37 | 46 | 43 |
| Migrant* | 21 | 13 | N/A |



¹ Demographic Data is unaudited.

*Districts are in the process of submitting Migrant data for the current year.

Note: The scale for each chart will vary based on individual district's data.